




# Trabecular Metal™ Acetabular Revision System (TMARS)

## Ordering Information


### Revision Shells and Liners

| Product   | Description                              | Diameter       |          | Part Number    |
|---|--|----------------|----------|----------------|
|   |  | ID (mm)        | OD (mm)  |                |
|    | Revision Shells                          | –              | 48       | 00-7000-048-20 |
|   |  |                | 50       | 00-7000-050-20 |
|   |  |                | 52       | 00-7000-052-20 |
|   |  |                | 54       | 00-7000-054-20 |
|   |  |                | 56       | 00-7000-056-20 |
|   |  |                | 58       | 00-7000-058-20 |
|   |  |                | 60       | 00-7000-060-20 |
|   |  |                | 62       | 00-7000-062-20 |
|   |  |                | 64       | 00-7000-064-20 |
|   |  |                | 66       | 00-7000-066-20 |
|   |  |                | 68       | 00-7000-068-20 |
|   |  |                | 70       | 00-7000-070-20 |
|   |  |                | 72       | 00-7000-072-70 |
|   |  |                | 74       | 00-7000-074-70 |
|   |  |                | 76       | 00-7000-076-70 |
|   | 78                                       | 00-7000-078-70 |          |                |
|   | 80                                       | 00-7000-080-70 |          |                |
|  | Longevity® Revision Liners<br>0° Neutral | 28             | 48       | 00-7105-048-28 |
|   |  | 28             | 50       | 00-7105-050-28 |
|   |  | 28             | 52       | 00-7105-052-28 |
|   |  | 28             | 54       | 00-7105-054-28 |
|   |  | 28             | 56       | 00-7105-056-28 |
|   |  | 28             | 58       | 00-7105-058-28 |
|   |  | 28             | 60       | 00-7105-060-28 |
|   |  | 28             | 62/64    | 00-7105-062-28 |
|   |  | 28             | 66/68/70 | 00-7105-066-28 |
|   |  | 28             | 72/74    | 00-7105-072-28 |
|   |  | 28             | 76/78/80 | 00-7105-076-28 |
|   |  | 32             | 54       | 00-7105-054-32 |
|   |  | 32             | 56       | 00-7105-056-32 |
|   |  | 32             | 58       | 00-7105-058-32 |
|   |  | 32             | 60       | 00-7105-060-32 |
|   |  | 32             | 62/64    | 00-7105-062-32 |
|   |  | 32             | 66/68/70 | 00-7105-066-32 |
|   |  | 32             | 72/74    | 00-7105-072-32 |
|   |  | 32             | 76/78/80 | 00-7105-076-32 |
|   |  | 36             | 58       | 00-7105-058-32 |
|   |  | 36             | 60       | 00-7105-060-32 |
|   |  | 36             | 62/64    | 00-7105-062-32 |
|   |  | 36             | 66/68/70 | 00-7105-066-32 |
|   |  | 36             | 72/74    | 00-7105-072-36 |
| 36  | 76/78/80                                 | 00-7105-076-36 |          |                |
| 40  | 62/64                                    | 00-7105-062-40 |          |                |
| 40  | 66/68/70                                 | 00-7105-066-40 |          |                |
| 40  | 72/74                                    | 00-7105-072-40 |          |                |
| 40  | 76/78/80                                 | 00-7105-076-40 |          |                |





## Revision Shells and Liners (cont.)


| Product   | Description  | Diameter |          | Part Number    |
|---|--|----------|----------|----------------|
|   |  | ID (mm)  | OD (mm)  |                |
|  | <b>Longevity Revision Liners</b><br><b>10° Oblique</b> | 28       | 48       | 00-7110-048-28 |
|   |  | 28       | 50       | 00-7110-050-28 |
|   |  | 28       | 52       | 00-7110-052-28 |
|   |  | 28       | 54       | 00-7110-054-28 |
|   |  | 28       | 56       | 00-7110-056-28 |
|   |  | 28       | 58       | 00-7110-058-28 |
|   |  | 28       | 60       | 00-7110-060-28 |
|   |  | 28       | 62/64    | 00-7110-062-28 |
|   |  | 28       | 66/68/70 | 00-7110-066-28 |
|   |  | 28       | 72/74    | 00-7110-072-28 |
|   |  | 28       | 76/78/80 | 00-7110-076-28 |
|   |  | 32       | 54       | 00-7110-054-32 |
|   |  | 32       | 56       | 00-7110-056-32 |
|   |  | 32       | 58       | 00-7110-058-32 |
|   |  | 32       | 60       | 00-7110-060-32 |
|   |  | 32       | 62/64    | 00-7110-062-32 |
|   |  | 32       | 66/68/70 | 00-7110-066-32 |
|   |  | 32       | 72/74    | 00-7110-072-32 |
|   |  | 32       | 76/78/80 | 00-7110-076-32 |
|   |  | 36       | 58       | 00-7110-058-36 |
|   |  | 36       | 60       | 00-7110-060-36 |
|   |  | 36       | 62/64    | 00-7110-062-36 |
|   |  | 36       | 66/68/70 | 00-7110-066-36 |
|   |  | 36       | 72/74    | 00-7110-072-36 |
|   |  | 36       | 76/78/80 | 00-7110-076-36 |
|   |  | 40       | 62/64    | 00-7110-062-40 |
|   |  | 40       | 66/68/70 | 00-7110-066-40 |
|   |  | 40       | 72/74    | 00-7110-072-40 |
|   |  | 40       | 76/78/80 | 00-7110-076-40 |

## Cemented Constrained Liners




| Product   | Description  | Size (mm) | OD (mm) | Part Number    |
|---|--|-----------|---------|----------------|
|  | <b>Longevity Cemented</b><br><b>Constrained Liners</b> | 50        | 28      | 00-7115-050-28 |
|   |  | 52        | 28      | 00-7115-052-28 |
|   |  | 54        | 32      | 00-7115-054-32 |
|   |  | 56        | 32      | 00-7115-056-32 |
|   |  | 58        | 36      | 00-7115-058-36 |
|   |  | 60        | 36      | 00-7115-060-36 |
|   |  | 62/64     | 36      | 00-7115-062-36 |
|   |  | 66/68/70  | 36      | 00-7115-066-36 |
|   |  | 72/74     | 36      | 00-7115-072-36 |
|   |  | 76/78/80  | 36      | 00-7115-076-36 |

## Restrictors & Augments





| Product   | Description         | Size (mm) | Thickness (mm) | Part Number    |
|---|---------------------|-----------|----------------|----------------|
|  | Acetabular Augments | 50        | 10             | 00-4894-050-10 |
|   |                     | 54        |                | 00-4894-054-10 |
|   |                     | 58        |                | 00-4894-058-10 |
|   |                     | 62        |                | 00-4894-062-10 |
|   |                     | 66        |                | 00-4894-066-10 |
|   |                     | 70        |                | 00-4894-070-10 |
|  |                     | 50        | 15             | 00-4894-050-15 |
|   |                     | 54        |                | 00-4894-054-15 |
|   |                     | 58        |                | 00-4894-058-15 |
|   |                     | 62        |                | 00-4894-062-15 |
|   |                     | 66        |                | 00-4894-066-15 |
|   |                     | 70        |                | 00-4894-070-15 |
|  |                     | 50        | 20             | 00-4894-050-20 |
|   |                     | 54        |                | 00-4894-054-20 |
|   |                     | 58        |                | 00-4894-058-20 |
|   |                     | 62        |                | 00-4894-062-20 |
|   |                     | 66        |                | 00-4894-066-20 |
|   |                     |           |                |                |
|  |                     | 50        | 30             | 00-4894-050-30 |
|   |                     | 54        |                | 00-4894-054-30 |
|   |                     | 58        |                | 00-4894-058-30 |
|   |                     | 62        |                | 00-4894-062-30 |
|   |                     | 66        |                | 00-4894-066-30 |
|   |                     |           |                |                |

| Product   | Description            | Size | Diameter        | Part Number    |
|---|------------------------|------|-----------------|----------------|
|  | Acetabular Restrictors | 26   | 4.8 (From dome) | 00-4199-001-26 |
|   |                        | 32   | 3 (From edge)   | 00-4199-001-32 |
|   |                        | 38   |                 | 00-4199-001-38 |


## Buttress & Shims

| Product   | Description  | Size  | Part Number    |
|---|--|-------|----------------|
|  | Straight Buttress Augment                                  | 54 mm | 00-4894-001-54 |
|   |  | 58 mm | 00-4894-001-58 |
|  | Column Buttress Augment, Left Posterior<br>/Right Anterior | –     | 00-4894-300-00 |
|   | Column Buttress Augment, Right Posterior<br>/Left Anterior |       | 00-4894-400-00 |
|  | Shim Augment   | 5 °   | 00-4894-001-05 |
|   |  | 10 °  | 00-4894-001-10 |
|   |  | 15 °  | 00-4894-001-15 |







## Cup-Cage Constructs

| Product  | Description                | Shell Size (mm) | Liner Diameter (mm) | Part Number    |
|--|----------------------------|-----------------|---------------------|----------------|
|   | Short Flange Cages - Right | 56/58/60        | 48                  | 00-7123-056-48 |
|  |                            | 62/64           | 54                  | 00-7123-062-54 |
|  |                            | 66/68/70        | 58                  | 00-7123-066-58 |
|  |                            | 72/74 , 64      | 64                  | 00-7123-072-64 |
|  |                            | 76/78/80        | 68                  | 00-7123-076-68 |
|   | Short Flange Cages - Left  | 56/58/60        | 48                  | 00-7124-056-48 |
|  |                            | 62/64           | 54                  | 00-7124-062-54 |
|  |                            | 66/68/70        | 58                  | 00-7124-066-58 |
|  |                            | 72/74 , 64      | 64                  | 00-7124-072-64 |
|  |                            | 76/78/80        | 68                  | 00-7124-076-68 |
|   | Long Flange Cages - Right  | 56/58/60        | 48                  | 00-7125-056-48 |
|  |                            | 62/64           | 54                  | 00-7125-062-54 |
|  |                            | 66/68/70        | 58                  | 00-7125-066-58 |
|  |                            | 72/74           | 64                  | 00-7125-072-64 |
|  |                            | 76/78/80        | 68                  | 00-7125-076-68 |
|  | Long Flange Cages - Left   | 56/58/60        | 48                  | 00-7126-056-48 |
|  |                            | 62/64           | 54                  | 00-7126-062-54 |
|  |                            | 66/68/70        | 58                  | 00-7126-066-58 |
|  |                            | 72/74           | 64                  | 00-7126-072-64 |
|  |                            | 76/78/80        | 68                  | 00-7126-076-68 |



## Bone Screws

| Product   | Description        | Size (mm) | Liner Diameter (mm) | Part Number    |
|---|--------------------|-----------|---------------------|----------------|
|  | HGP II Bone Screws | 6.5       | 15                  | 00-6624-065-15 |
|   |                    | 6.5       | 20                  | 00-6624-065-20 |
|   |                    | 6.5       | 25                  | 00-6624-065-25 |
|   |                    | 6.5       | 30                  | 00-6624-065-30 |
|   |                    | 6.5       | 35                  | 00-6624-065-35 |
|   |                    | 6.5       | 40                  | 00-6624-065-40 |
|   |                    | 6.5       | 50                  | 00-6624-065-50 |
|   |                    | 6.5       | 60                  | 00-6624-065-60 |


## General Acetabular Instruments

| Product   | Description   | Diameter ID (mm) | Part Number    |
|---|---|------------------|----------------|
|   | Instrument Case Base w/Lid<br>(Outer Case)            | –                | 00-7050-076-00 |
|   | Instrument Case Bottom Tray                           | –                | 00-7050-077-00 |
|   | Instrument Case Top Tray                              | –                | 00-7050-078-00 |
|    | Shell Adapters w/Bayonet                              | 48               | 00-7045-048-00 |
|   |   | 50               | 00-7045-050-00 |
|   |   | 52               | 00-7045-052-00 |
|   |   | 54               | 00-7045-054-00 |
|   |   | 56               | 00-7045-056-00 |
|   |   | 58               | 00-7045-058-00 |
|   |   | 60               | 00-7045-060-00 |
|   |   | 62               | 00-7045-062-00 |
|   |   | 64               | 00-7045-064-00 |
|   |   | 66               | 00-7045-066-00 |
|   | 68  | 00-7045-068-00   |                |
|   | 70  | 00-7045-070-00   |                |
|    | Shell Rim Impactor                                    | –                | 00-7050-030-00 |
|   | Shell Version Guide                                   | –                | 00-7050-031-00 |
|   | Bayonet Handle w/Hudson Adapter<br>(Plunger included) | –                | 00-7050-033-00 |
|  | Provisional Shell Impactor Handle                     | –                | 00-7050-034-00 |
|  | Acetabular Impactor Heads                             | 28               | 00-7050-036-00 |
|   |   | 22               | 00-7050-038-00 |
|  | Provisional Shells                                    | 48               | 00-7040-048-00 |
|   |   | 50               | 00-7040-050-00 |
|   |   | 52               | 00-7040-052-00 |
|   |   | 54               | 00-7040-054-00 |
|   |   | 56               | 00-7040-056-00 |
|   |   | 58               | 00-7040-058-00 |
|   |   | 60               | 00-7040-060-00 |
|   |   | 62               | 00-7040-062-00 |
|   |   | 64               | 00-7040-064-00 |
|   |   | 66               | 00-7040-066-00 |
| 68  | 00-7040-068-00  |                  |                |
|   | 70  | 00-7040-070-00   |                |



## Provisional Liners

| Product   | Description                         | Diameter |                | Part Number    |
|---|-------------------------------------|----------|----------------|----------------|
|   |                                     | ID (mm)  | OD (mm)        |                |
|   | <b>TMARS Provisional Liner Case</b> | –        | –              | 00-7106-010-00 |
|    | <b>Provisional Liners</b>           | 28       | 48             | 00-7106-048-28 |
|   | <b>0° Neutral</b>                   | 28       | 50             | 00-7106-050-28 |
|   |                                     | 28       | 52             | 00-7106-052-28 |
|   |                                     | 28       | 54             | 00-7106-054-28 |
|   |                                     | 28       | 56             | 00-7106-056-28 |
|   |                                     | 28       | 58             | 00-7106-058-28 |
|   |                                     | 28       | 60             | 00-7106-060-28 |
|   |                                     | 28       | 62/64          | 00-7106-062-28 |
|   |                                     | 28       | 66/68/70       | 00-7106-066-28 |
|   |                                     | 32       | 54             | 00-7106-054-32 |
|   |                                     | 32       | 56             | 00-7106-056-32 |
|   |                                     | 32       | 58             | 00-7106-058-32 |
|   |                                     | 32       | 60             | 00-7106-060-32 |
|   |                                     | 32       | 62/64          | 00-7106-062-32 |
|   |                                     | 32       | 66/68/70       | 00-7106-066-32 |
|   |                                     | 36       | 58             | 00-7106-058-36 |
|   |                                     | 36       | 60             | 00-7106-060-36 |
|   |                                     | 36       | 62/64          | 00-7106-062-36 |
|   |                                     | 36       | 66/68/70       | 00-7106-066-36 |
|   |                                     | 40       | 62/64          | 00-7106-062-40 |
|   | 40                                  | 66/68/70 | 00-7106-066-40 |                |
|  | <b>Provisional Liners</b>           | 28       | 48             | 00-7111-048-28 |
|   | <b>10° Oblique</b>                  | 28       | 50             | 00-7111-050-28 |
|   |                                     | 28       | 52             | 00-7111-052-28 |
|   |                                     | 28       | 54             | 00-7111-054-28 |
|   |                                     | 28       | 56             | 00-7111-056-28 |
|   |                                     | 28       | 58             | 00-7111-058-28 |
|   |                                     | 28       | 60             | 00-7111-060-28 |
|   |                                     | 28       | 62/64          | 00-7111-062-28 |
|   |                                     | 28       | 66/68/70       | 00-7111-066-28 |
|   |                                     | 32       | 54             | 00-7111-054-32 |
|   |                                     | 32       | 56             | 00-7111-056-32 |
|   |                                     | 32       | 58             | 00-7111-058-32 |
|   |                                     | 32       | 60             | 00-7111-060-32 |
|   |                                     | 32       | 62/64          | 00-7111-062-32 |
|   |                                     | 32       | 66/68/70       | 00-7111-066-32 |
|   |                                     | 40       | 62/64          | 00-7111-062-40 |
|   |                                     | 40       | 66/68/70       | 00-7111-066-40 |






## Jumbo Provisional Shells

| Product   | Description                                 | Size/Diameter (mm) | Part Number    |
|---|---|--------------------|----------------|
|   | Modular Cup Provisional Shell<br>Jumbo Tray | –                  | 00-6275-018-00 |
|  | Jumbo Provisional Shells                    | 72                 | 00-6242-072-00 |
|   |   | 74                 | 00-6242-074-00 |
|   |   | 76                 | 00-6242-076-00 |
|   |   | 78                 | 00-6242-078-00 |
|   |   | 80                 | 00-6242-080-00 |








## Jumbo Provisional Liners

| Product  | Description                             | Diameter |          | Part Number    |
|--|---|----------|----------|----------------|
|  |   | ID (mm)  | OD (mm)  |                |
|  | TMARS Jumbo Provisional Liner Case      | –        | –        | 00-7106-015-00 |
|   | Jumbo Provisional Liners<br>0° Neutral  | 28       | 72/74    | 00-7106-072-28 |
|  |   | 28       | 76/78/80 | 00-7106-076-28 |
|  |   | 32       | 72/74    | 00-7106-072-32 |
|  |   | 32       | 76/78/80 | 00-7106-076-32 |
|  |   | 36       | 72/74    | 00-7106-072-36 |
|  |   | 36       | 76/78/80 | 00-7106-076-36 |
|  |   | 40       | 72/74    | 00-7106-072-40 |
|  |   | 40       | 76/78/80 | 00-7106-076-40 |
|  | Jumbo Provisional Liners<br>10° Oblique | 28       | 72/74    | 00-7111-072-28 |
|  |   | 28       | 76/78/80 | 00-7111-076-28 |
|  |   | 32       | 72/74    | 00-7111-072-32 |

## Revision Shell Impactor Instruments

| Product   | Description                       | Diameter ID (mm) | Part Number    |
|---|-----------------------------------|------------------|----------------|
|   | TMARS Impactor Case               | –                | 00-7106-005-00 |
|  | Rim Impactor                      | 48               | 00-7330-048-00 |
|   |                                   | 50               | 00-7330-050-00 |
|   |                                   | 52               | 00-7330-052-00 |
|   |                                   | 54               | 00-7330-054-00 |
|   |                                   | 56               | 00-7330-056-00 |
|   |                                   | 58               | 00-7330-058-00 |
|   |                                   | 60               | 00-7330-060-00 |
|   |                                   | 62/64            | 00-7330-062-00 |
|   |                                   | 66/68/70         | 00-7330-066-00 |
|   |                                   | 72/74            | 00-7330-072-00 |
|   | 76/78/80                          | 00-7330-076-00   |                |
|  | Cup Rim Impactor                  | –                | 00-7050-030-00 |
|   | Cup Version Guide                 | –                | 00-7050-031-00 |
|  | Bayonet Handle                    | –                | 00-7050-033-00 |
|  | Provisional Shell Impactor Handle | –                | 00-7050-034-00 |
|  | Acetabular Impaction Heads        | 28               | 00-7050-001-28 |
|   |                                   | 32               | 00-7050-001-32 |
|   |                                   | 36               | 00-7050-001-36 |
|   |                                   | 40               | 00-7050-001-40 |

## Cemented Constrained Liner Instruments


| Product   | Description                             | Diameter |         | Part Number    |
|---|---|----------|---------|----------------|
|   |   | ID (mm)  | OD (mm) |                |
|   | Cemented Constrained Liner Case         | –        | –       | 00-7106-025-00 |
|   | Cemented Constrained Liner Lid          | –        | –       | 00-5900-099-00 |
|    | Cemented Constrained Provisional Liners | 50       | 28      | 00-7116-050-28 |
|   |   | 52       | 28      | 00-7116-052-28 |
|   |   | 54       | 32      | 00-7116-054-32 |
|   |   | 56       | 32      | 00-7116-056-32 |
|   |   | 58       | 36      | 00-7116-058-36 |
|   |   | 60       | 36      | 00-7116-060-36 |
|   |   | 62/64    | 36      | 00-7116-062-36 |
|   |   | 66/68/70 | 36      | 00-7116-066-36 |
|   |   | 72/74    | 36      | 00-7116-072-36 |
|   |   | 76/78/80 | 36      | 00-7116-076-36 |
|    | Constrained Liner Cement Shroud         | 28       | –       | 00-7116-001-28 |
|   |   | 32       | –       | 00-7116-001-32 |
|   |   | 36       | –       | 00-7116-001-36 |
|    | Ring Impactor                           | 28       | –       | 00-8790-009-28 |
|   |   | 32       | –       | 00-8790-009-32 |
|   |   | 36       | –       | 00-8790-009-36 |
|   | Impactor Head                           | 28       | –       | 00-8790-007-28 |
|   |   | 32       | –       | 00-8790-007-32 |
|   |   | 36       | –       | 00-8790-007-36 |
|  | Axial Ring Impactor                     | 28       | –       | 00-8790-014-28 |
|   |   | 32       | –       | 00-8790-014-32 |
|   |   | 36       | –       | 00-8790-014-36 |
|  | Cement Shroud Pusher                    | –        | –       | 9375-00-061    |
|  | Universal Handle                        | –        | –       | 00-8790-010-00 |



## Acetabular Augment Instruments

















| Product   | Description                           | Size (mm) | Thickness (mm) | Part Number    |
|---|---------------------------------------|-----------|----------------|----------------|
|   | TM Acetabular Augment Instrument Case | –         | –              | 00-7106-020-00 |
|    | Restrictor Inserter/Positioner        | –         | –              | 00-4200-167-00 |
|    | Screwdriver Torque Limiter            | –         | –              | 00-4215-200-00 |
|    | Augment Implant Forceps               | –         | –              | 00-4215-100-00 |
|    | Augment Provisional Forceps           | –         | –              | 00-4215-110-00 |
|    | Acetabular Augment Provisional        | 50        | 10             | 00-4216-050-10 |
|   |                                       | 54        |                | 00-4216-054-10 |
|   |                                       | 58        |                | 00-4216-058-10 |
|   |                                       | 62        |                | 00-4216-062-10 |
|   |                                       | 66        |                | 00-4216-066-10 |
|   |                                       | 50        | 15             | 00-4216-050-15 |
|   |                                       | 54        |                | 00-4216-054-15 |
|   |                                       | 58        |                | 00-4216-058-15 |
|   |                                       | 62        |                | 00-4216-062-15 |
|   |                                       | 66        |                | 00-4216-066-15 |
|  |                                       | 50        | 20             | 00-4216-050-20 |
|   |                                       | 54        |                | 00-4216-054-20 |
|   |                                       | 58        |                | 00-4216-058-20 |
|   |                                       | 62        |                | 00-4216-062-20 |
|   |                                       | 66        |                | 00-4216-066-20 |
|  |                                       | 50        | 30             | 00-4216-050-30 |
|   |                                       | 54        |                | 00-4216-054-30 |
|   |                                       | 58        |                | 00-4216-058-30 |
|   |                                       | 62        |                | 00-4216-062-30 |
|   |                                       | 66        |                | 00-4216-066-30 |
|  | Restrictor Sizing Tamp                | 26        | –              | 00-4200-164-00 |
|   |                                       | 32        |                | 00-4200-165-00 |
|   |                                       | 38        |                | 00-4200-166-00 |

## Buttress and Shim Augments Instruments







| Description  | Label | Size  | Qty. | Part Number    |
|--|-------|-------|------|----------------|
| <b>Buttress and Shim Augment Provisional Drop-In Tray<br/>(drops into Trabecular Metal Augment Instrument Case 00-7106-020-20)</b> |       |       | 1    | 00-7106-023-00 |
| <b>Shim Provisionals</b>   | A     | 5°    | 1    | 00-4216-001-05 |
|  | B     | 10°   | 1    | 00-4216-001-10 |
|  | C     | 15°   | 1    | 00-4216-001-15 |
| <b>Straight Buttress Provisionals</b>  | D     | 54 mm | 1    | 00-4216-001-54 |
|  | E     | 58 mm | 1    | 00-4216-001-58 |
| <b>Column Buttress Provisional,<br/>Left Posterior/Right Anterior</b>  | F     | –     | 1    | 00-4216-300-00 |
| <b>Column Buttress Provisional,<br/>Right Posterior/Left Anterior</b>  | G     | –     | 1    | 00-4216-400-00 |













## Cage Acetabular Reconstruction Instruments

| Product   | Description                         | Shell Size (mm)   | Liner Diameter (mm) | Part Number  |
|---|-------------------------------------|-------------------|---------------------|--|
|    | Cage Acetabular Reconstruction Case | –                 | –                   | 00-8005-090-00                                     |
|    | Cup Positioner                      | –                 | –                   | 00-6260-018-00                                     |
|    | Ball Spike                          | –                 | –                   | 00-4816-060-00                                     |
|    | Lever Bender (2 in set)             | –                 | –                   | 00-1179-011-11                                     |
|    | Plate Bender                        | –                 | –                   | 00-1179-011-00                                     |
|    | Bending Iron (2 in set)             | –                 | –                   | 00-2371-001-00                                     |
|    | Drill Bit                           | 3.2<br>3.2<br>3.2 | 15<br>30<br>45      | 00-6260-003-01<br>00-6260-003-02<br>00-6260-003-03 |
|    | Modular Flexible Shaft              | –                 | –                   | 00-6260-002-00                                     |
|    | Universal Screwdriver Shank         | 3.5               | –                   | 00-6260-025-00                                     |
|    | Modular Ratchet Screwdriver Handle  | –                 | –                   | 00-6260-026-00                                     |
|  | Drill Guide                         | –                 | –                   | 00-6260-006-00                                     |
|  | Drill Depth Gauge                   | –                 | –                   | 00-6611-098-00                                     |
|  | Straight Screwdriver                | –                 | –                   | 00-6260-024-00                                     |
|  | Tap                                 | 4.5<br>6.5        | –                   | 00-6260-007-01<br>00-6260-007-02                   |
|  | Modular Tap Handle                  | –                 | –                   | 00-6260-010-00                                     |
|  | Tap Guide                           | 4.5<br>6.5        | –                   | 00-6260-008-01<br>00-6260-008-02                   |

## Provisional Cup-Cages

| Product   | Description   | Size/Diameter (mm) | Liner | Part Number    |
|---|---|--------------------|-------|----------------|
|  | <b>Short Flange Cage Provisionals - Right, Disposable</b> | 56/58/60           | 48    | 00-7133-056-48 |
|   |   | 62/64              | 54    | 00-7133-062-54 |
|   |   | 66/68/70           | 58    | 00-7133-066-58 |
|   |   | 72/74              | 64    | 00-7133-072-64 |
|   |   | 76/78/80           | 68    | 00-7133-076-68 |
|  | <b>Short Flange Cage Provisionals - Left, Disposable</b>  | 56/58/60           | 48    | 00-7134-056-48 |
|   |   | 62/64              | 54    | 00-7134-062-54 |
|   |   | 66/68/70           | 58    | 00-7134-066-58 |
|   |   | 72/74              | 64    | 00-7134-072-64 |
|   |   | 76/78/80           | 68    | 00-7134-076-68 |
|  | <b>Long Flange Cage Provisionals - Right Disposable</b>   | 56/58/60           | 48    | 00-7135-056-48 |
|   |   | 62/64              | 54    | 00-7135-062-54 |
|   |   | 66/68/70           | 58    | 00-7135-066-58 |
|   |   | 72/74              | 64    | 00-7135-072-64 |
|   |   | 76/78/80           | 68    | 00-7135-076-68 |
|  | <b>Long Flange Cage Provisionals - Left Disposable</b>    | 56/58/60           | 48    | 00-7136-056-48 |
|   |   | 62/64              | 54    | 00-7136-062-54 |
|   |   | 66/68/70           | 58    | 00-7136-066-58 |
|   |   | 72/74              | 64    | 00-7136-072-64 |
|   |   | 76/78/80           | 68    | 00-7136-076-68 |

## Cage Acetabular Reconstruction Instruments

| Product   | Description                        | Shell Size (mm)   | Liner Diameter (mm) | Part Number  |
|---|------------------------------------|-------------------|---------------------|--|
|    | Trilogy® Holed Cup Instrument case | –                 | –                   | 00-6260-085-01                                     |
|    | Drill Bit                          | 15<br>30<br>45    | –                   | 00-6260-003-01<br>00-6260-003-02<br>00-6260-003-03 |
|    | Drill Guide                        | –                 | –                   | 00-6260-006-00                                     |
|    | Tap                                | –                 | 4.5<br>6.5          | 00-6260-007-01<br>00-6260-007-02                   |
|    | Tap Guide                          | –                 | 4.5<br>6.5          | 00-6260-008-01<br>00-6260-008-02                   |
|    | Tap Handle                         | –                 | –                   | 00-6260-010-00                                     |
|    | Straight Screwdriver               | 3.2<br>3.2<br>3.2 | 15<br>30<br>45      | 00-6260-024-00                                     |
|    | Universal Screwdriver              | –                 | –                   | 00-6260-025-00                                     |
|    | Modular Universal Handle           | 3.5               | –                   | 00-6260-026-00                                     |
|   | Screw Holding Forceps              | 15°<br>45°        | –                   | 00-6260-013-00<br>00-6260-014-00                   |
|  | Depth Gauge                        | –                 | –                   | 00-6611-098-00                                     |
|  | Screwdriver Torque Limiter         | –                 | –                   | 00-4215-200-00                                     |

All content herein is protected by copyright, trademarks and other intellectual property rights, as applicable, owned by or licensed to Zimmer Biomet or its affiliates unless otherwise indicated, and must not be redistributed, duplicated or disclosed, in whole or in part, without the express written consent of Zimmer Biomet.

This material is intended for health care professionals. Distribution to any other recipient is prohibited.

For indications, contraindications, warnings, precautions, potential adverse effects and patient counseling information, see the package insert or contact your local representative; visit [www.zimmerbiomet.com](http://www.zimmerbiomet.com) for additional product information.

Not for distribution in France.

Check for country product clearances and reference product specific instructions for use.

© 2019 Zimmer Biomet



**Authorized Representative**

Zimmer U.K. Ltd.  
The Courtyard  
9 Lancaster Place  
South Marston Park  
Swindon, Wiltshire SN3 4FP  
United Kingdom



**Legal Manufacturer**

Zimmer Inc.  
1800 W. Center Street Warsaw, IN  
46580  
USA

**Legal Manufacturer**

Zimmer Trabecular Metal Technology, Inc.  
10 Pomeroy Road  
Parsippany, New Jersey 07054  
USA



**ZIMMER BIOMET**

Your progress. Our promise.®

2090.2-GLBL-en-REV0819

[zimmerbiomet.com](http://zimmerbiomet.com)

**CE** 0120

**CE** 2797

CE mark is not valid unless there is a CE mark on the product label.